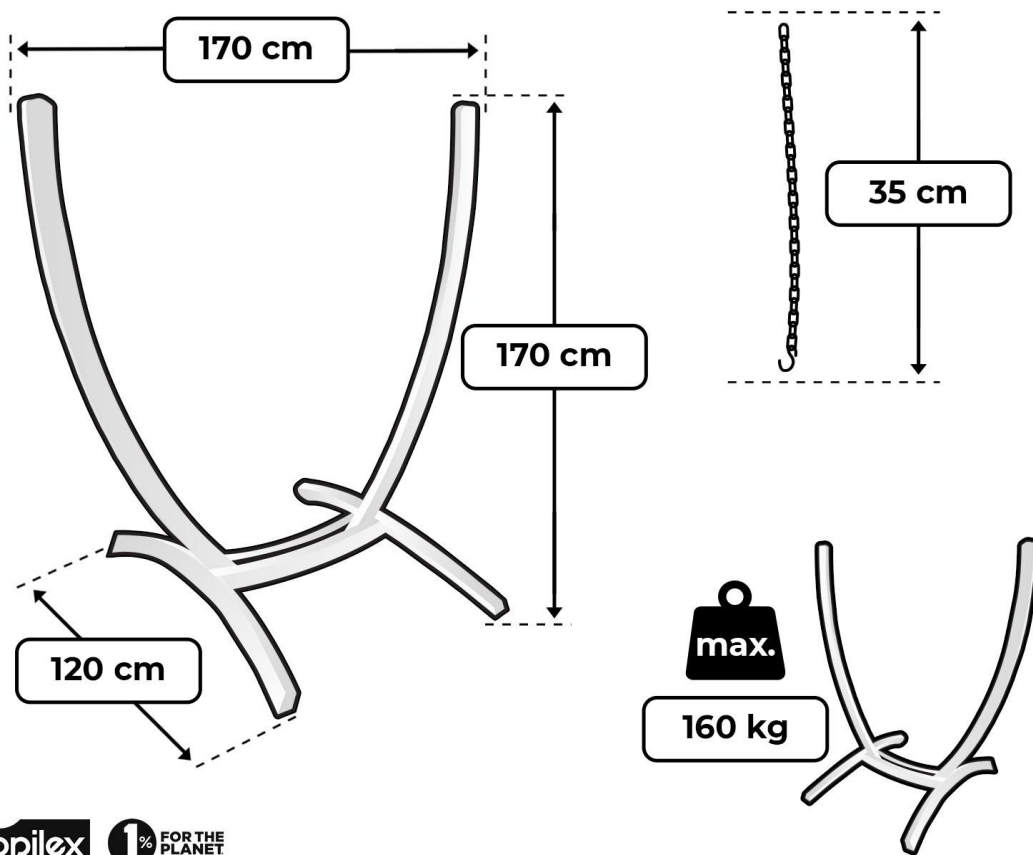


Relax with a good feeling!

Thanks for your purchase, you're awesome!

Did you know that we donate 1% of your purchase to plant trees worldwide? 🌴🌴

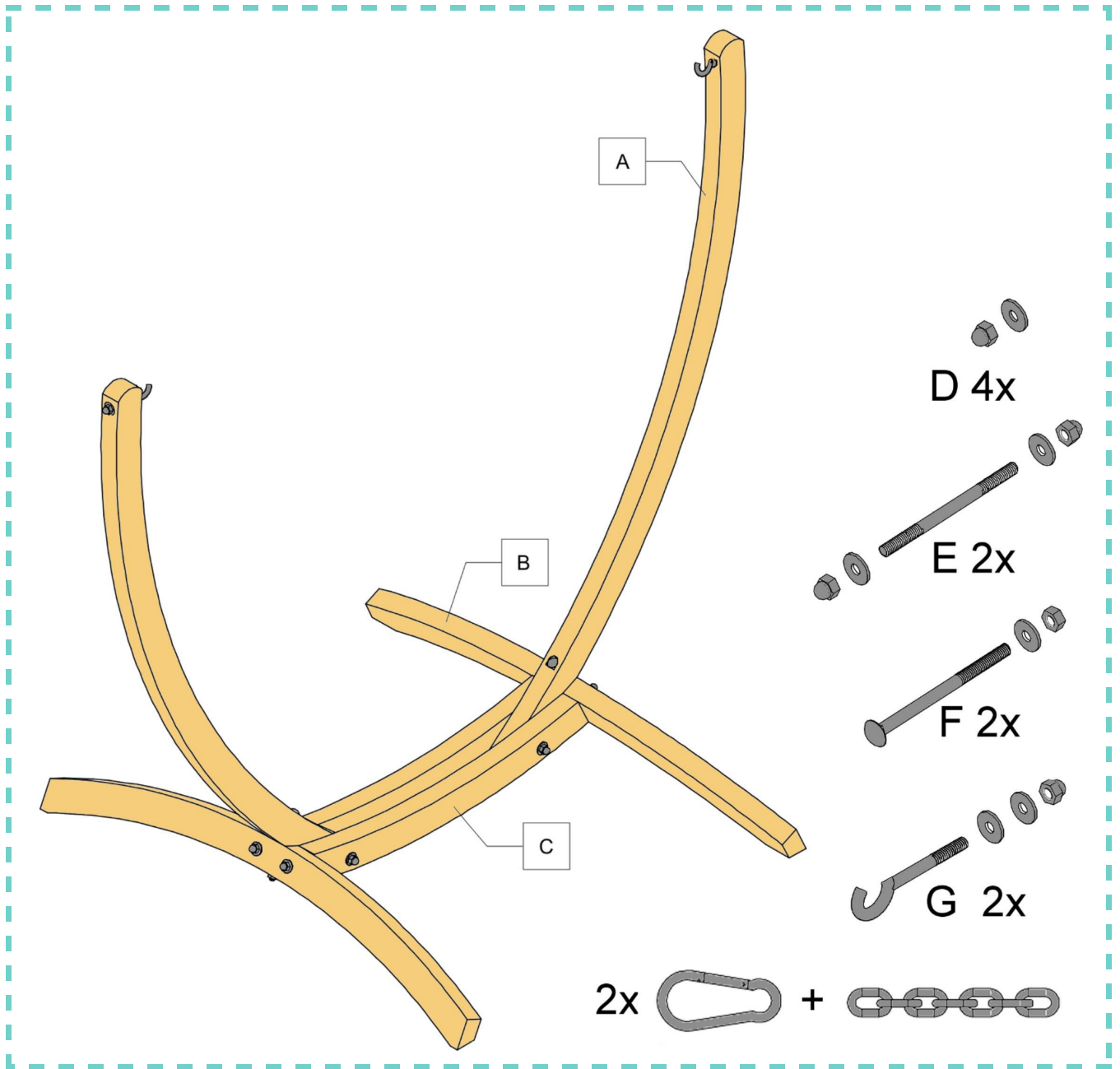
Tropilex® Hanging chair stand 'United'



Assembly instructions

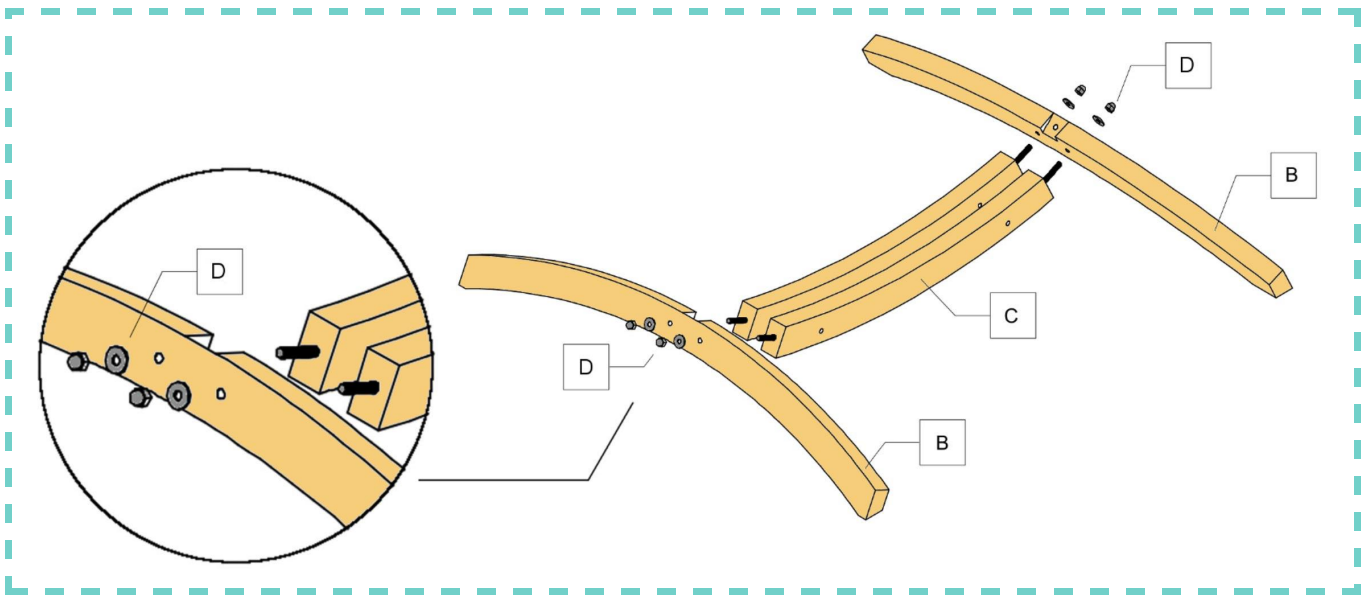
Before you can start relaxing you have to invest 10 minutes of time and some sweat to assemble the hammock-stand. We are sorry for that. 😊

Take a look at the parts list...

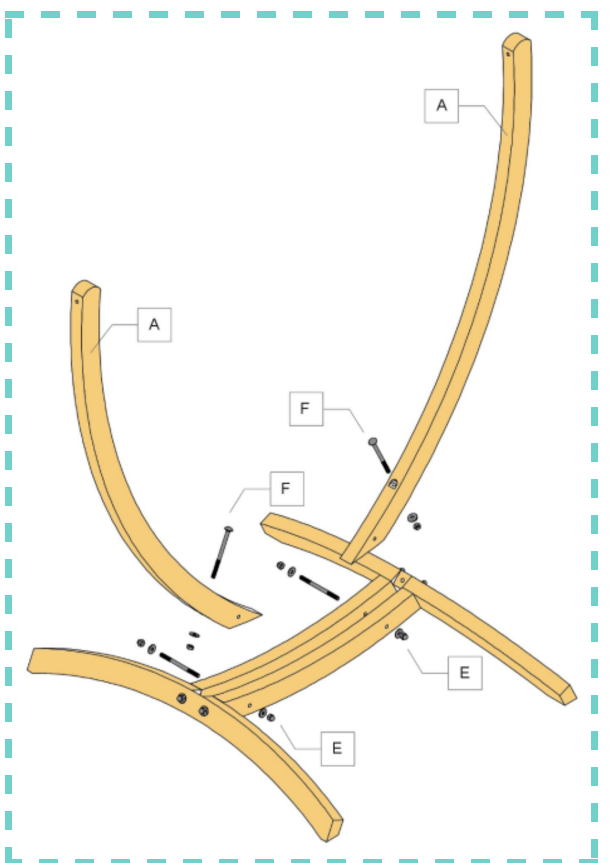


And now, let's put it together...

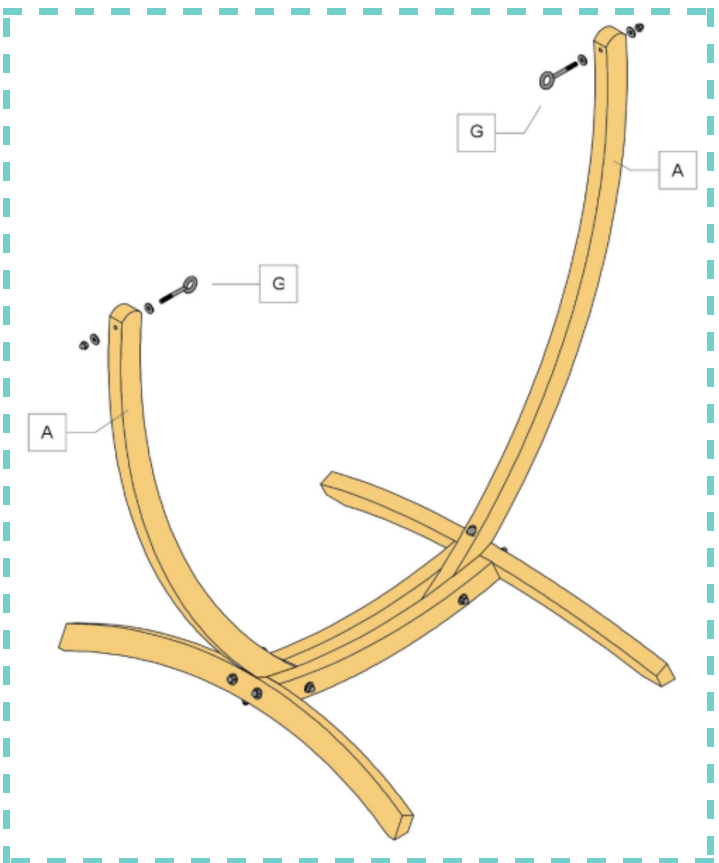
1



2



3



Assembly tips

- Do not tighten the bolts and nuts before the last step.
- You can use the provided chain to decrease the position.

Cleaning & Maintenance

The wooden stand is made of Northern European pine wood and the wood is impregnated so you can enjoy a long time relaxing!

If you maintain the wooden stand properly, you won't need to do anything for the first few years. Note that discolouration and cracking of the wood is normal for soft wood, but this stand will not rot away in the garden thanks to impregnation.

Of course you want to enjoy your stand as long as possible. That's why we advise you to store it dry in autumn/winter and protect it from extreme weather and dirt.

Cleaning

The cleaning of the stand can be done just with a mild soapy water. Wet the stand well, because then the pores of the wood will open and it will be better cleaned.

Is the stand really dirty? Then use a soft brush and wood cleaner. Wood cleaner contains special ingredients that remove algae and moss better. Do not use a high-pressure cleaner! This will damage the wood.

Extra protection

The hammock stand will age over time: it will become grey. By treating them (after cleaning), you can prevent or remedy this process. You can treat the stand with oil, stain or lacquer. It is often useful to first sand the stand lightly so that the treat you use adheres better.

Oil

Oil ensures that the wood does not dry out and retains its natural appearance. Oil absorbs well into the wood and it protects the wood from the inside out. Also it's easy to update. Our preferred solution.

Stain

Stain is also an agent that penetrates the wood and protects your stand against different weather conditions. You can buy stain in different colours, so you can immediately give your stand a different look.

Lacquer

Lacquer provides an extra layer on the wood that protects against the weather and makes the stand easier to clean. The disadvantage of lacquer is that it can crack.

Warranty

One year warranty

The warranty for this product is 1 year from the date of purchase. Should this product show any fault in materials or manufacture within 1 year we will repair or replace it. The warranty applies to defects in material or manufacture. This warranty does not cover product parts subject to normal use or weather.

Wood cracking excluded

Wood is a natural product that is constantly adapting to the environment, cracking is part of that. When cracks form, it is often thought that there is a defect in the wood. Fortunately, the cracks have no effect on the strength class of the wood.

In the summer period, more cracking occurs than in the other seasons. Dry and warm weather causes the wood to shrink, causing cracks to form. In a wet period, the wood absorbs moisture, so that the cracks become smaller or even disappear.

Cracking can never be completely prevented. You can reduce it by keeping the wood flexible with, for example, an oil.

Cracking is not covered by the warranty. If a crack is so deep that it reaches the drill holes, we will solve this under goodwill if the product is less than one year old.

Important notices

Familiarise yourself with the product before using it for the first time. In addition, please carefully refer to the operation instructions and safety advice below. Only use the product as instructed and only for the indicated field of application. Keep these instructions in a safe place. If you pass the product on to anyone else, please ensure that you also pass on all the documentation with it.

Intended use

This stand is suitable for hammocks. Use it with a hammock as a lying surface for adults and youngsters aged 12 years and up. Do not exceed the maximum weight capacity. This product is intended for personal use only, not for commercial use.

Safety notice

This item is not a toy. Please keep out of the reach of children.

The stand must be assembled by adults. Improper assembly may result in risk of serious injury.

No liability is assumed for accidents due to improper use and failure to observe these safety instructions.

Before you lie down

Regularly check the bolts and nuts to ensure they are still tight enough. By rocking or regularly (dis)assembling, they can become loose.

Inspect the hammock for wear and friction damage to the surface of the ropes and any connectors. Never use a damaged hammock.

Always sit in the middle of the hammock before you slowly lay down. Never sit down at the edges because the stand can tip over. You will be most comfortable lying diagonally in the hammock. Most hammocks will stretch by 5 - 15% in use.

Gently rocking in your hammock is possible with this hammock-stand. But never do it too wild because the stand can tip over. Maximum oscillating range is 15°.

Made of sustainable wood

This product has the FSC® MIX label!

Forests are perhaps our most precious asset. Both for people and animals that depend on them directly or indirectly. Forests are a source of biodiversity and indispensable for a stable climate.

FSC's mission is to restore and protect forests. When FSC forest management takes place, anywhere in the world, there is a healthy forest that lives. That makes FSC forest management an important tool against deforestation

By choosing FSC products, you give the forest owner the means to manage the forest sustainably. This also means that forest cannot be converted into areas for palm oil, soya or cattle ranching.



The mark of
responsible forestry